

The original, and the definitive standard.

# RESILIENT WEDGE GATE VALVES

2" THROUGH 12"  
STYLE 4067



AWWA C509 250 PSI • UL/FM Approved 200 PSI • NSF 61 Certified •  
Full Water Way • Fusion Bond Epoxy Coated • 10 Year Limited Warranty



**M&H VALVE COMPANY**

*M&H Valve is a division of McWane, Inc.*

[www.mh-valve.com](http://www.mh-valve.com)



For Generations

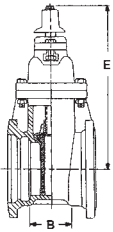
# RESILIENT WEDGE VALVE

In 1975, M&H recognized the increased requirements and escalating maintenance cost of water systems in the United States.

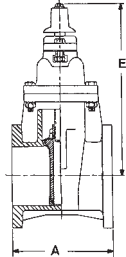
M&H responded by introducing the first R/W (Resilient Wedge) Valve in America. This introduction revolutionized the valve market in the U.S.

M&H was the first to introduce, and still leads in the design and technical development, of the bubble-tight resilient seating valve.

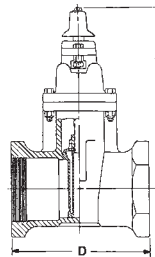
The M&H Resilient Wedge Valve, with its unique features and benefits, were the first to be manufactured with both AWWA and UL/FM approval for all water system requirements.



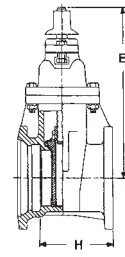
**4067  
MECHANICAL JOINT  
2" - 12"**



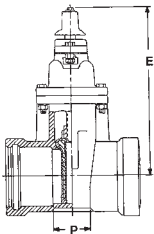
**4067-02  
FLANGED  
2" - 12"**



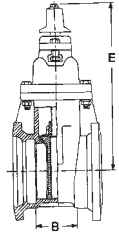
**4067-07  
THREADED ENDS  
2" - 3"**



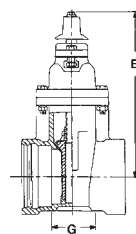
**4067-13  
FLANGED X MJ  
3" - 12"**



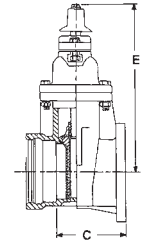
**4067-03  
PUSH ON FOR  
SDR PVC  
2" - 12"**



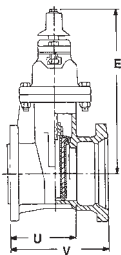
**4576-01  
PUSH ON FOR  
CUTTING IN JOINT  
4" - 12"**



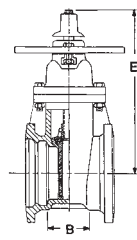
**4067-22  
TYTON ENDS FOR DUCTILE  
IRON AND C900 PVC PIPE  
4" - 12"**



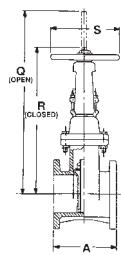
**4067-23  
FLANGED X TYTON  
4" - 12"**



**4751-01  
MECHANICAL JOINT  
FOR TAPPING  
3" - 12"**



**4067-01P  
MECHANICAL JOINT  
POST INDICATOR VALVE  
2" - 12"**



**4068-02  
FLANGED OS & Y  
CONSTRUCTION  
2" - 12"**

**NOTE:**

It is recommended that valves be installed with stems vertical when used in raw sewage or sludge applications or in water with excessive sediment. Flanged end connections not recommended for buried service.

VALVE SIZE	A	B	C	D	E	G	H	P	Q	R	S	U	V	NO. OF TURNS TO FULL OPEN
2"	7	3-1/4	-	5-3/8	10-7/8	-	-	3	10	12	7-1/4	-	-	6-1/2
2-1/2"	7-1/2	-	-	7-1/8	11-3/8	-	-	3-1/4	16-3/8	13-7/8	7-1/4	-	-	8
3"	8	3-1/2	-	7-1/8	12-3/8	-	5-3/4	3-1/2	18-7/8	15-5/8	10	5-3/4	8-1/4	10
4"	9	4-1/2	6-3/4	-	14-3/4	4-5/8	6-3/4	4-1/2	22-3/4	18-1/4	10	6-3/4	9-1/4	13-1/2
6"	10-1/2	5-1/2	7-7/8	-	19	5-1/4	8	5	30-1/8	23-3/4	12	8	10-1/2	19-1/2
8"	11-1/2	8-1/8	8-1/2	-	22-1/2	5-5/8	9-3/4	5-1/2	37-3/4	29-1/4	14	10-3/4	13-1/4	25-1/2
10"	13	10-1/2	10	-	26-1/2	7	11-3/4	7	45-3/4	35-3/8	18	12-1/2	14-7/8	31-1/2
12"	14	10-3/4	11-1/4	-	30	8-1/2	12	8-1/2	53-1/8	40-5/8	18	12-1/2	15	37-3/4

# ENGINEERING FEATURES

## THRUST BEARINGS

Delrin thrust bearings above and below the thrust collar reduce friction and minimize operating torques.

## COPPER ALLOY STEM

Long, trouble-free life with high strength, non-corrosive copper alloy stem and stem nut.

## STAINLESS STEEL HARDWARE

304 stainless steel nuts and bolts provide long-life corrosion protection.

## 100% COATED WEDGE

100% coated wedge ensures bubble-tight seal every time up to 250 PSI. With twin seal design.

## ELLIPTICAL BOLT HOLES

Hole design on MJ connection eliminates the need for anti-rotation bolts.

## MINIMAL FLOW LOSS

Smooth, unobstructed waterway is free of pockets, cavities and depressions, allowing for minimal flow loss and lower pumping costs. All valves accept full-size tapping cutter.

## REPLACEABLE O-RINGS

Two O-ring seals are replaceable with the valve fully open and subjected to full-rated working pressure.

## NO FLAT GASKETS


O-ring seals at stuffing box and bonnet to body flanges to ensure the best possible seal. No flat gaskets.

## EPOXY COATING

M&H corrosion resistant fusion-bonded epoxy coating, conforming to AWWA C550 and NSF 61 Certified, protects both inside and outside of valve.

## EASY STORAGE

Pads on the bottom of all valves keep valve in upright position for easier storage and protection from the elements.



**VALVE RATING:** All valves are rated at 250 PSI for AWWA service and 200 PSI for UL/FM service. All valves are hydrostatically tested to 500 PSI.



## COMMITTED TO ENVIRONMENTAL RESPONSIBILITY

M&H VALVE COMPANY IS COMMITTED TO PROTECTING OUR NATURAL RESOURCES THROUGH ENVIRONMENTALLY RESPONSIBLE MANUFACTURING PRACTICES, INCLUDING THE USE OF 80+% RECYCLED CONTENT IN OUR HYDRANTS AND VALVES.

To learn more about our commitment to the environment, call 256-237-3521

## RECOMMENDED SPECIFICATIONS

1. Valves shall conform to the latest revision of AWWA Standard C509 covering resilient seated gate valves for water supply service.
2. The valves shall have an iron body, bonnet, and O-ring plate. The wedge shall be totally encapsulated with rubber.
3. The sealing rubber shall be permanently bonded to the wedge per ASTM D429.
4. Valves shall be supplied with O-ring seals at all pressure retaining joints. No flat gaskets shall be allowed.
5. The valves shall be either non-rising stem or rising stem, opening by turning left or right, and provided with 2" square operating nut or a handwheel with the word "Open" and an arrow to indicate the direction to open.
6. Stems shall be cast copper alloy with integral collars in full compliance with AWWA. All stems shall operate with copper alloy stem nuts independent of wedge and of stem (in NRS valves).
7. All stems shall have two O-rings located above thrust collar and one O-ring below. Stem O-rings shall be replaceable with valve fully opened and subjected to full pressure. The stems on 2" – 12" shall also have a low torque thrust bearing located above and below the stem collar to reduce friction during operation.
8. Waterway shall be smooth, unobstructed and free of all pockets, cavities and depressions in the seat area. Valves 2" and larger shall accept a full size tapping cutter.
9. The body, bonnet and O-ring plate shall be fusion-bonded epoxy coated, both interior and exterior on body and bonnet. Epoxy shall be applied in accordance with AWWA C550 and be NSF 61 Certified.
10. Each valve shall have maker's name, pressure rating, and year in which it was manufactured cast in the body. Prior to shipment from the factory, each valve shall be tested by hydrostatic pressure equal to the requirements of AWWA C509 (and UL/FM where applicable).
11. Valves shall have all component parts cast and assembled in the USA and shall be manufactured by the M&H Valve Company.



[www.mh-valve.com](http://www.mh-valve.com)



M&H VALVE COMPANY

605 West 23rd Street • Anniston, Alabama 36201  
PHONE 256-237-3521 FAX 888-549-5309



For Generations