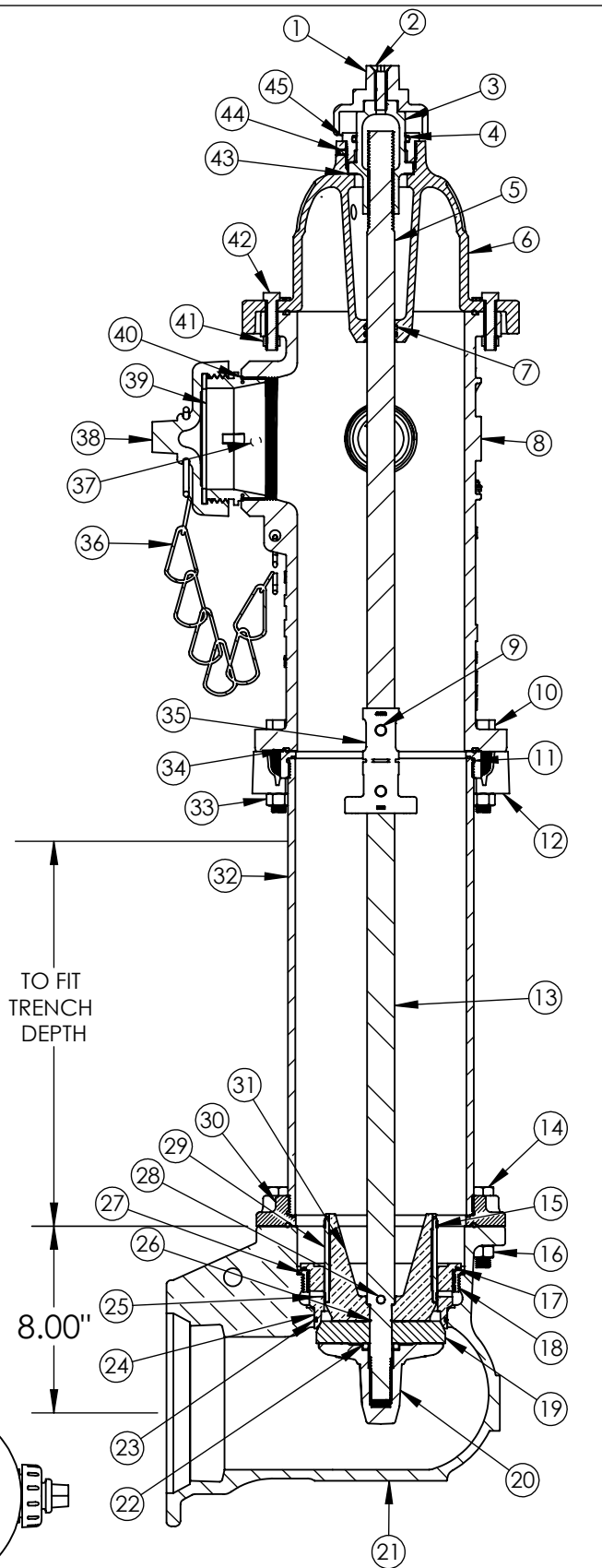


M&H 5-1/4" MODEL 129 FIRE HYDRANT

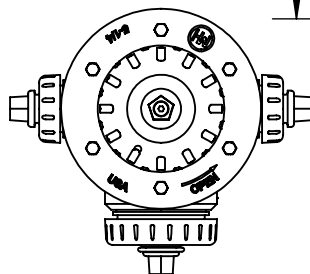
ITM#	DESCRIPTION	MATERIAL
1	WEATHER GUARD	MISC
2	FLAT HEAD BOLT, 1/2"-13 x 2"	18-8 SS
3	OP NUT	ECO BRASS
4	HOLD DOWN NUT O-RING	BUNA-N
5	UPPER ROD	STAINLESS STEEL
6	BONNET	CAST IRON
7	BONNET STEM O-RING	BUNA-N
8	NOZZLE SECTION	CAST IRON
9	CLEVIS PIN / CLIP	410 SS / 18-8 SS
10	BREAK FLANGE BOLTS, 5/8"-11 x 4"	ZINC PLATED STEEL
11	STAND PIPE UPPER FLANGE	DUCTILE IRON
12	SAFETY BREAK FLANGES	CAST IRON
13	LOWER STEM	STAINLESS STEEL
14	SHOE BOLTS, 5/8"-11 x 3 1/2"	18-8 SS
15	DRAIN VALVE FACING RIVETS	ALUMINUM
16	SHOE NUTS, 5/8"-11	18-8 SS
17	SEAT RING UPPER O-RING	BUNA-N
18	RETAINING RING	ECO BRASS
19	MAIN VALVE RUBBER	EPDM
20	LOWER VALVE PLATE	CAST IRON
21	SHOE	DUCTILE IRON
22	LOCK WASHER	18-8 SS
23	SEAT RING LOWER O-RING	BUNA-N
24	MAIN VALVE SEAT RING	BRONZE
25	DRAIN HOLE BUSHING	BRONZE
26	MAIN VALVE O-RING	BUNA-N
27	RETAINING RING O-RING	BUNA-N
28	LOWER STEM PIN	18-8 SS
29	DRAIN VALVE FACINGS	EPDM
30	STAND PIPE LOWER FLANGE	DUCTILE IRON
31	MAIN VALVE UPPER PLATE	BRONZE
32	STAND PIPE	DUCTILE IRON
33	BREAK FLANGE NUTS, 5/8"-11	ZINC PLATED STEEL
34	NOZZLE / STAND PIPE O-RING	BUNA-N
35	BREAK COUPLING	STAINLESS STEEL
36	CHAIN ASSEMBLY	ZINC PLATED STEEL
37	PUMPER/HOSE NOZZLE SET SCREWS	18-8 SS
38	PUMPER/HOSE CAP	CAST IRON
39	PUMPER/HOSE CAP GASKET	RUBBER ASTM D2000
40	PUMPER/HOSE NOZZLE O-RING	BUNA-N
41	BONNET NUT, 1/2"-13	ZINC PLATED STEEL
42	BONNET BOLT, 1/2"-13 x 2 1/4"	ZINC PLATED STEEL
43	OP NUT THRUST BEARING	ACETAL
44	HOLD DOWN NUT SET SCREW	18-8 SS
45	HOLD DOWN NUT	ECO BRASS



MAIN VALVE SIZES AVAILABLE: 4-1/2" & 5-1/4"

MEET OR EXCEEDS AWWA C502  
 250 PSI WORKING PRESSURE AWWA  
 200 PSI WORKING PRESSURE UL/FM  
 500 PSI HYDROSTATIC TEST PRESSURE

HYDRANT SHOE OUTLETS AVAILABLE:  
 4" MJ: 4-1/2"  
 6" MJ: 4-1/2" & 5-1/4"  
 6" FLG: 5-1/4"



THIS DWG. AND ALL INFORMATION IS OUR PROPERTY AND SHALL NOT BE USED, COPIED, OR REPRODUCED WITHOUT WRITTEN CONSENT. DESIGN AND INVENTION RIGHTS RESERVED.



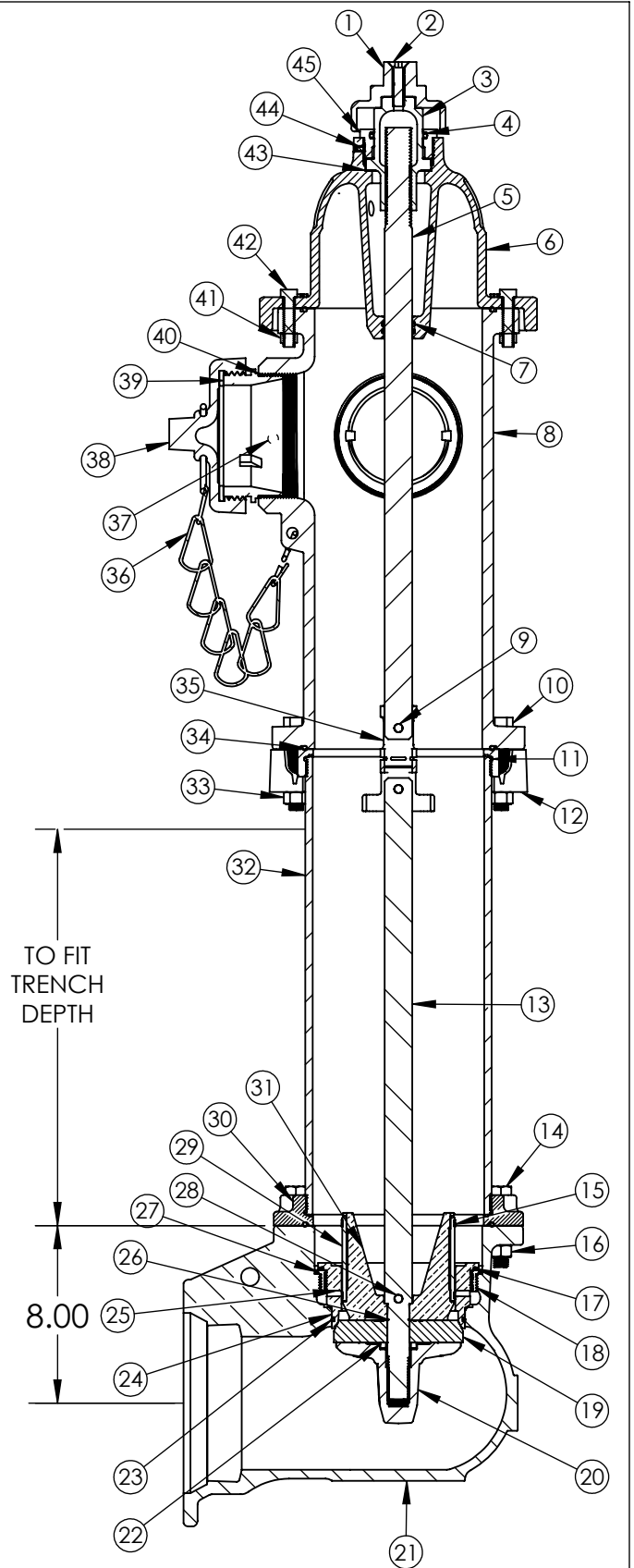
**M&H VALVE COMPANY**  
 A DIVISION OF McWANE INC.  
 P.O. BOX 2088  
 ANNISTON, ALABAMA 36202

**DRAWN:** SUP  
**DATE:** 10/6/2020  
**DWG. NO.** HB-1211-N

**M&H MODEL 129S  
 FIRE HYDRANT - 3 WAY NOZZLE**

M&H 5-1/4" MODEL 129 FIRE HYDRANT

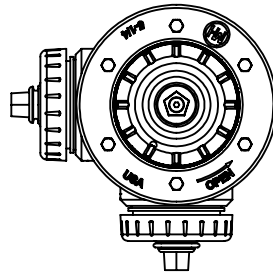
ITM#	DESCRIPTION	MATERIAL
1	WEATHER GUARD	MISC
2	FLAT HEAD BOLT, 1/2"-13 x 2"	18-8 SS
3	OP NUT	ECO BRASS
4	HOLD DOWN NUT O-RING	BUNA-N
5	UPPER ROD	STAINLESS STEEL
6	BONNET	CAST IRON
7	BONNET STEM O-RING	BUNA-N
8	NOZZLE SECTION	CAST IRON
9	CLEVIS PIN / CLIP	410 SS / 18-8 SS
10	BREAK FLANGE BOLTS, 5/8"-11 x 4"	ZINC PLATED STEEL
11	STAND PIPE UPPER FLANGE	DUCTILE IRON
12	SAFETY BREAK FLANGES	CAST IRON
13	LOWER STEM	STAINLESS STEEL
14	SHOE BOLTS, 5/8"-11 x 3 1/2"	18-8 SS
15	DRAIN VALVE FACING RIVETS	ALUMINUM
16	SHOE NUTS, 5/8"-11	18-8 SS
17	SEAT RING UPPER O-RING	BUNA-N
18	RETAINING RING	ECO BRASS
19	MAIN VALVE RUBBER	EPDM
20	LOWER VALVE PLATE	CAST IRON
21	SHOE	DUCTILE IRON
22	LOCK WASHER	18-8 SS
23	SEAT RING LOWER O-RING	BUNA-N
24	MAIN VALVE SEAT RING	BRONZE
25	DRAIN HOLE BUSHING	BRONZE
26	MAIN VALVE O-RING	BUNA-N
27	RETAINING RING O-RING	BUNA-N
28	LOWER STEM PIN	18-8 SS
29	DRAIN VALVE FACINGS	EPDM
30	STAND PIPE LOWER FLANGE	DUCTILE IRON
31	MAIN VALVE UPPER PLATE	BRONZE
32	STAND PIPE	DUCTILE IRON
33	BREAK FLANGE NUTS, 5/8"-11	ZINC PLATED STEEL
34	NOZZLE / STAND PIPE O-RING	BUNA-N
35	BREAK COUPLING	STAINLESS STEEL
36	CHAIN ASSEMBLY	ZINC PLATED STEEL
37	PUMPER NOZZLE SET SCREWS	18-8 SS
38	PUMPER CAP	CAST IRON
39	PUMPER CAP GASKET	RUBBER ASTM D2000
40	PUMPER NOZZLE O-RING	BUNA-N
41	BONNET NUT, 1/2"-13	ZINC PLATED STEEL
42	BONNET BOLT, 1/2"-13 x 2 1/4"	ZINC PLATED STEEL
43	OP NUT THRUST BEARING	ACETAL
44	HOLD DOWN NUT SET SCREW	18-8 SS
45	HOLD DOWN NUT	ECO BRASS



MAIN VALVE SIZES AVAILABLE: 5-1/4"

MEET OR EXCEEDS AWWA C502  
 250 PSI WORKING PRESSURE AWWA  
 200 PSI WORKING PRESSURE UL/FM  
 500 PSI HYDROSTATIC TEST PRESSURE

HYDRANT SHOE OUTLETS AVAILABLE:  
 6" MJ: 4-1/2" & 5-1/4"  
 6" FLG: 5-1/4"



THIS DWG. AND ALL INFORMATION IS OUR PROPERTY AND SHALL NOT BE USED, COPIED, OR REPRODUCED WITHOUT WRITTEN CONSENT. DESIGN AND INVENTION RIGHTS RESERVED.



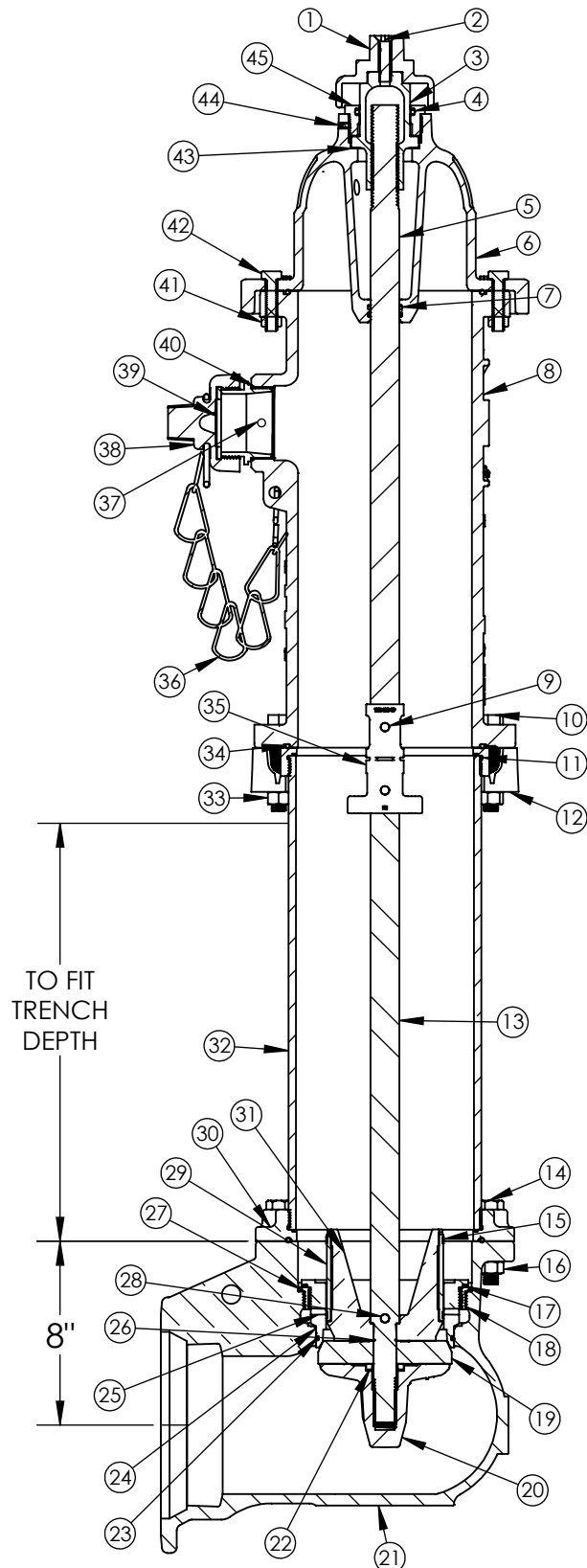
**M&H VALVE COMPANY**  
 A DIVISION OF McWANE INC.  
 P.O. BOX 2088  
 ANNISTON, ALABAMA 36202

**DRAWN:** SUP  
**DATE:** 10/6/2020  
**DWG. NO.** HB-1212-N

**M&H MODEL 129S  
 FIRE HYDRANT - DOUBLE PUMPER**

M&H 5-1/4" MODEL 129 FIRE HYDRANT

ITM#	DESCRIPTION	MATERIAL
1	WEATHER GUARD	MISC
2	FLAT HEAD BOLT, 1/2"-13 x 2"	18-8 SS
3	OP NUT	ECO BRASS
4	HOLD DOWN NUT O-RING	BUNA-N
5	UPPER ROD	STAINLESS STEEL
6	BONNET	CAST IRON
7	BONNET STEM O-RING	BUNA-N
8	NOZZLE SECTION	CAST IRON
9	CLEVIS PIN / CLIP	410 SS / 18-8 SS
10	BREAK FLANGE BOLTS, 5/8"-11 x 4"	ZINC PLATED STEEL
11	STAND PIPE UPPER FLANGE	DUCTILE IRON
12	SAFETY BREAK FLANGES	CAST IRON
13	LOWER STEM	STAINLESS STEEL
14	SHOE BOLTS, 5/8"-11 x 3 1/2"	18-8 SS
15	DRAIN VALVE FACING RIVETS	ALUMINUM
16	SHOE NUTS, 5/8"-11	18-8 SS
17	SEAT RING UPPER O-RING	BUNA-N
18	RETAINING RING	ECO BRASS
19	MAIN VALVE RUBBER	EPDM
20	LOWER VALVE PLATE	CAST IRON
21	SHOE	DUCTILE IRON
22	LOCK WASHER	18-8 SS
23	SEAT RING LOWER O-RING	BUNA-N
24	MAIN VALVE SEAT RING	BRONZE
25	DRAIN HOLE BUSHING	BRONZE
26	MAIN VALVE O-RING	BUNA-N
27	RETAINING RING O-RING	BUNA-N
28	LOWER STEM PIN	18-8 SS
29	DRAIN VALVE FACINGS	EPDM
30	STAND PIPE LOWER FLANGE	DUCTILE IRON
31	MAIN VALVE UPPER PLATE	BRONZE
32	STAND PIPE	DUCTILE IRON
33	BREAK FLANGE NUTS, 5/8"-11	ZINC PLATED STEEL
34	NOZZLE / STAND PIPE O-RING	BUNA-N
35	BREAK COUPLING	STAINLESS STEEL
36	CHAIN ASSEMBLY	ZINC PLATED STEEL
37	HOSE NOZZLE SET SCREWS	18-8 SS
38	HOSE CAP	CAST IRON
39	HOSE CAP GASKET	RUBBER ASTM D2000
40	HOSE NOZZLE O-RING	BUNA-N
41	BONNET NUT, 1/2"-13	ZINC PLATED STEEL
42	BONNET BOLT, 1/2"-13 x 2 1/4"	ZINC PLATED STEEL
43	OP NUT THRUST BEARING	ACETAL
44	HOLD DOWN NUT SET SCREW	18-8 SS
45	HOLD DOWN NUT	ECO BRASS

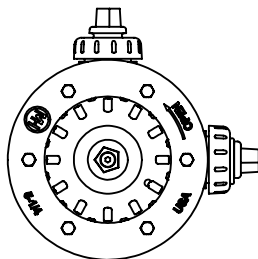


MAIN VALVE SIZES AVAILABLE: 4-1/2" & 5-1/4"

MEET OR EXCEEDS AWWA C502  
 250 PSI WORKING PRESSURE AWWA  
 200 PSI WORKING PRESSURE UL/FM  
 500 PSI HYDROSTATIC TEST PRESSURE

HYDRANT SHOE OUTLETS AVAILABLE:

- 4" MJ: 4-1/2"
- 6" MJ: 4-1/2" & 5-1/4"
- 6" FLG: 5-1/4"



THIS DWG. AND ALL INFORMATION IS OUR PROPERTY AND SHALL NOT BE USED, COPIED, OR REPRODUCED WITHOUT WRITTEN CONSENT. DESIGN AND INVENTION RIGHTS RESERVED.



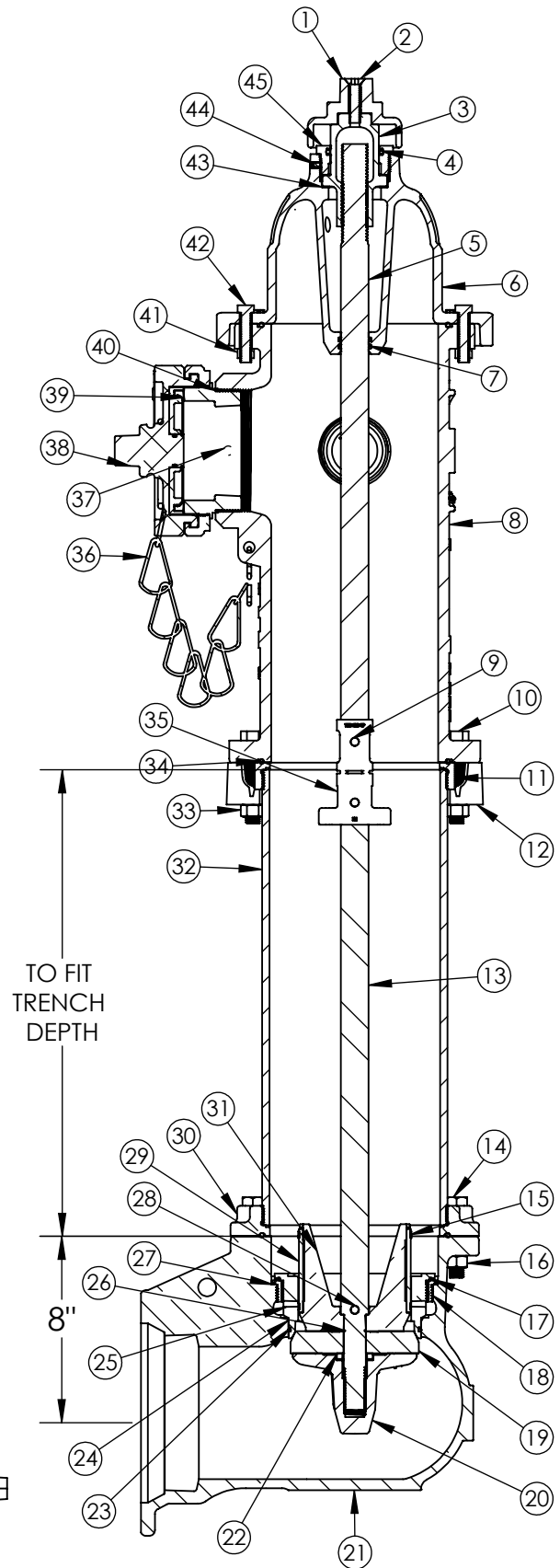
**M&H VALVE COMPANY**  
 A DIVISION OF McWANE INC.  
 P.O. BOX 2088  
 ANNISTON, ALABAMA 36202

**DRAWN:** SUP  
**DATE:** 10/6/2020  
**DWG. NO.** HB-1213-N

M&H MODEL 129s  
 FIRE HYDRANT - 2 WAY HOSE ONLY

M&H 5-1/4" MODEL 129 FIRE HYDRANT

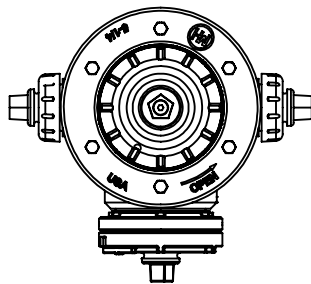
ITM#	DESCRIPTION	MATERIAL
1	WEATHER GUARD	MISC
2	FLAT HEAD BOLT, 1/2"-13 x 2"	18-8 SS
3	OP NUT	ECO BRASS
4	HOLD DOWN NUT O-RING	BUNA-N
5	UPPER ROD	STAINLESS STEEL
6	BONNET	CAST IRON
7	BONNET STEM O-RING	BUNA-N
8	NOZZLE SECTION	CAST IRON
9	CLEVIS PIN / CLIP	410 SS / 18-8 SS
10	BREAK FLANGE BOLTS, 5/8"-11 x 4"	ZINC PLATED STEEL
11	STAND PIPE UPPER FLANGE	DUCTILE IRON
12	SAFETY BREAK FLANGES	CAST IRON
13	LOWER STEM	STAINLESS STEEL
14	SHOE BOLTS, 5/8"-11 x 3 1/2"	18-8 SS
15	DRAIN VALVE FACING RIVETS	ALUMINUM
16	SHOE NUTS, 5/8"-11	18-8 SS
17	SEAT RING UPPER O-RING	BUNA-N
18	RETAINING RING	ECO BRASS
19	MAIN VALVE RUBBER	EPDM
20	LOWER VALVE PLATE	CAST IRON
21	SHOE	DUCTILE IRON
22	LOCK WASHER	18-8 SS
23	SEAT RING LOWER O-RING	BUNA-N
24	MAIN VALVE SEAT RING	BRONZE
25	DRAIN HOLE BUSHING	BRONZE
26	MAIN VALVE O-RING	BUNA-N
27	RETAINING RING O-RING	BUNA-N
28	LOWER STEM PIN	18-8 SS
29	DRAIN VALVE FACINGS	EPDM
30	STAND PIPE LOWER FLANGE	DUCTILE IRON
31	MAIN VALVE UPPER PLATE	BRONZE
32	STAND PIPE	DUCTILE IRON
33	BREAK FLANGE NUTS, 5/8"-11	ZINC PLATED STEEL
34	NOZZLE / STAND PIPE O-RING	BUNA-N
35	BREAK COUPLING	STAINLESS STEEL
36	CHAIN ASSEMBLY	ZINC PLATED STEEL
37	HOSE/PUMPER NOZZLE SET SCREWS	18-8 SS
38	STORZ PUMPER CAP	CAST IRON
39	HOSE/STORZ CAP GASKET	RUBBER ASTM D2000
40	HOSE/PUMPER NOZZLE O-RING	BUNA-N
41	BONNET NUT, 1/2"-13	ZINC PLATED STEEL
42	BONNET BOLT, 1/2"-13 x 2 1/4"	ZINC PLATED STEEL
43	OP NUT THRUST BEARING	ACETAL
44	HOLD DOWN NUT SET SCREW	18-8 SS
45	HOLD DOWN NUT	ECO BRASS



MAIN VALVE SIZES AVAILABLE: 4-1/2" & 5-1/4"

250 PSI WORKING PRESSURE  
500 PSI HYDROSTATIC TEST PRESSURE

HYDRANT SHOE OUTLETS AVAILABLE:  
4" MJ: 4-1/2"  
6" MJ: 4-1/2" & 5-1/4"  
6" FLG: 5-1/4"



THIS DWG. AND ALL INFORMATION IS OUR PROPERTY AND SHALL NOT BE USED, COPIED, OR REPRODUCED WITHOUT WRITTEN CONSENT. DESIGN AND INVENTION RIGHTS RESERVED.



**M&H VALVE COMPANY**  
A DIVISION OF McWANE INC.  
P.O. BOX 2088  
ANNISTON, ALABAMA 36202

**DRAWN:** SUP  
**DATE:** 10/6/2020  
**DWG. NO.** HB-1221-N

**M&H MODEL 129S  
FIRE HYDRANT - INTEGRAL STORZ**