



**M&H VALVE COMPANY**

[mh-valve.com](http://mh-valve.com)



# 129S HYDRANT

AWWA C502 • NSF 61/372 CERTIFIED  
UL LISTED • FM APPROVED  
250 PSI WORKING PRESSURE  
• 10-YEAR LIMITED WARRANTY



**For Generations**



# 129S HYDRANT

## **YESTERDAY, TODAY, & TOMORROW**


For more than 85 years, the M&H 129 Fire Hydrant has been produced to protect property and lives. The M&H 129S hydrant maintains the long-trusted design of the 129 but incorporates the superior component material of stainless steel and the addition of an oil lubrication port. This innovation reflects more than 160 years of our commitment to providing quality products to our customers.

## **EASY MAINTENANCE**

The 129S design reflects the standard M&H has set in producing the ultimate user-friendly hydrant. It accomplishes superior quality and longevity while retaining part interchangeability back to 1929.

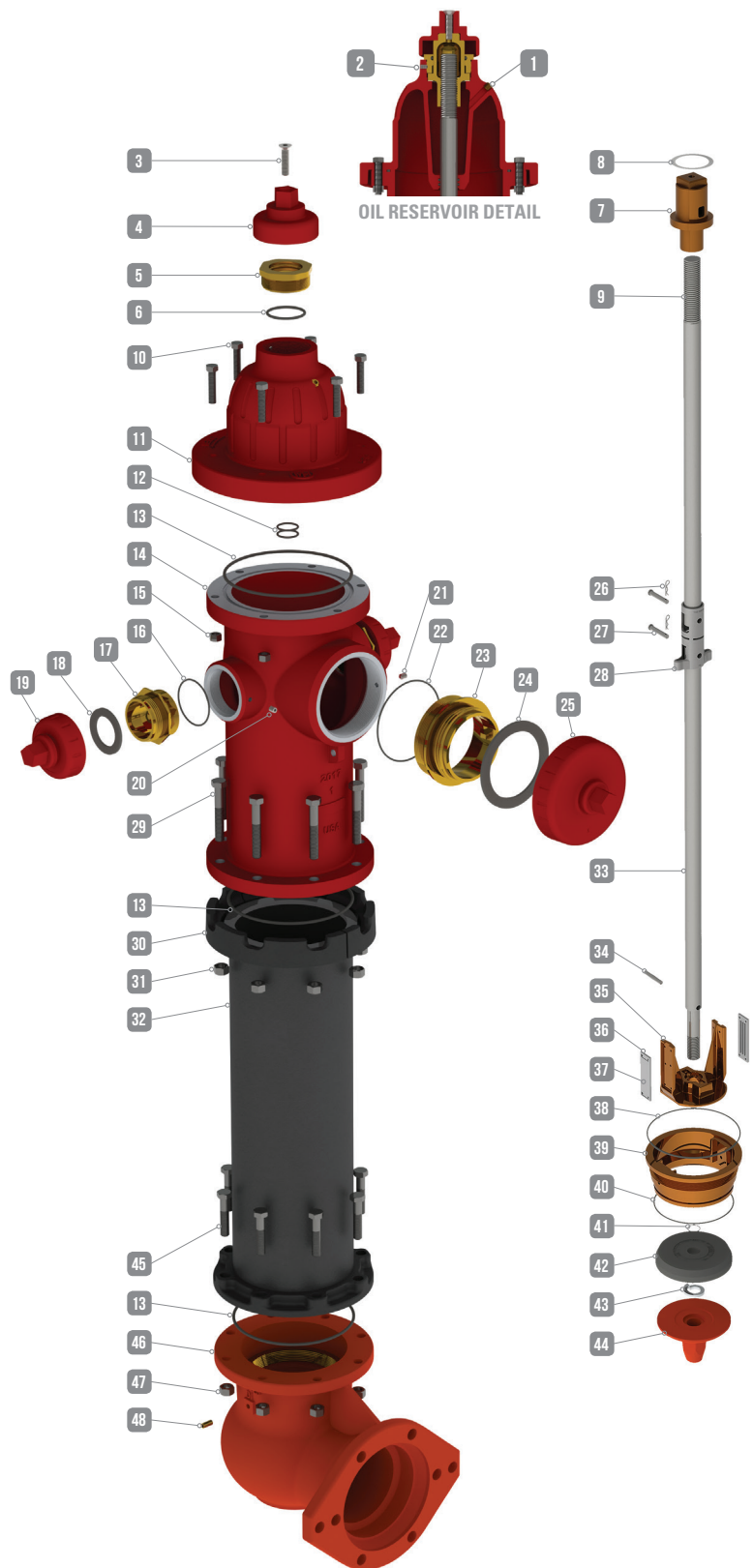
## **10-YEAR LIMITED WARRANTY**

The 129S carries a 10-year limited warranty on materials and workmanship. The hydrant also equals or exceeds all applicable American Water Works Association (AWWA) requirements. It has been listed by Underwriters Laboratories (UL) and is approved by FM Global (FM).

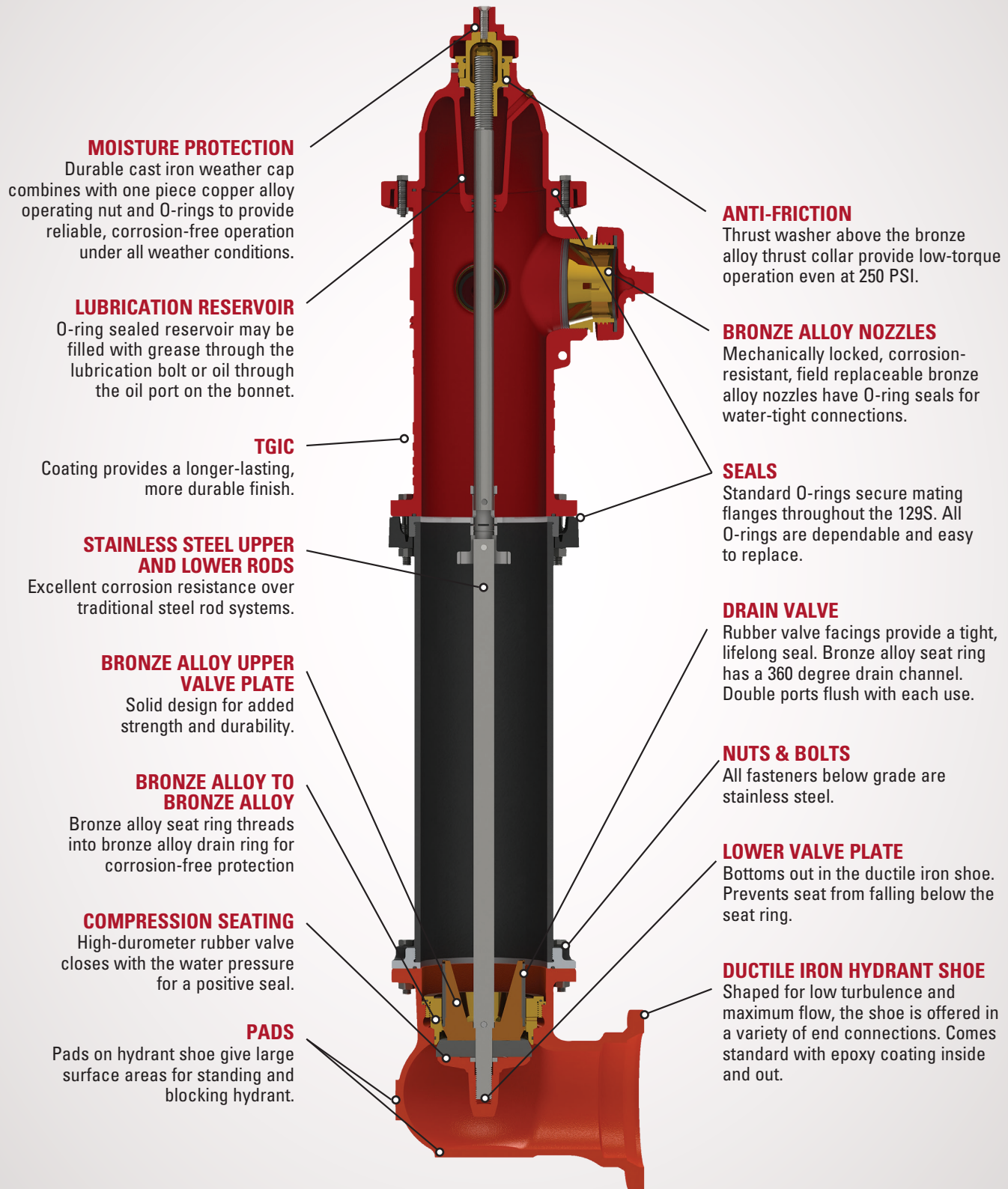


# 129S HYDRANT PARTS ASSEMBLY

ITEM NO.	DESCRIPTION	MATERIAL	QTY.
1 S	Oil Reservoir Plug	Brass	1
2	Hold Down Nut Set Screw	Stainless Steel	1
3	Lubricating Bolt	Zinc Plated Steel	1
4	Weathershield	Cast Iron	1
5	Hold Down Nut	Brass Alloy C87850	1
6	Hold Down Nut O-Ring #331	EPDM	1
7	Operating Nut	Brass Alloy C87850	1
8	Thrust Washer	Acetal	1
9 S	Upper Rod	Stainless Steel	1
10	Bonnet Hex Bolts	Zinc Plated Steel	6
11 S	Bonnet with Oil Fill Port	Cast Iron	1
12	Rod O-Rings #218	Buna-N	2
13	Bonnet/Nozzle/Standpipe O-Ring #370	Buna-N	3
14	Nozzle Section	Cast Iron	1
15	Bonnet Hex Nuts	Zinc Plated Steel	6
16	Hose Nozzle O-Ring #234	Buna-N	2
17	Hose Nozzle	Brass Alloy C87850	2
18	Hose Cap Gasket	Rubber	2
19	Hose Cap	Cast Iron	2
20	Hose Nozzle Set Screw	Stainless Steel	2
21	Pumper Nozzle Set Screw	Stainless Steel	1
22	Pumper Nozzle O-Ring #250	Buna-N	1
23	Pumper Nozzle	Brass Alloy C87850	1
24	Pumper Cap Gasket	Rubber	1
25	Pumper Cap	Cast Iron	1
26 S	Retaining Clips	Stainless Steel	2
27 S	Clevis Pins	Stainless Steel	2
28 S	Break Coupling	Stainless Steel	1
29	Safety Flange Bolts	Zinc Plated Steel	8
30	Safety Flange	Cast Iron	2
31	Safety Flange Nuts	Zinc Plated Steel	8
32	Stand Pipe S/A	Ductile Iron	1
33 S	Lower Rod	Stainless Steel	1
34	Lower Rod Pin	Stainless Steel	1
35	Upper Valve Plate	Aluminum Bronze Alloy	1
36	Drain Valve Rivets	Stainless Steel	8
37	Drain Valve Facing	EPDM	2
38	Seat Ring Upper O-Ring #261	Buna-N	1
39	Seat Ring	Aluminum Bronze Alloy	1
40	Seat Ring Lower O-Ring #255	Buna-N	1
41	Lower Rod O-Ring #020	Buna-N	1
42	Main Valve Seat	Buna-N	1
43	Bottom Plate Lock Washer	Stainless Steel	1
44	Bottom Plate	Cast Iron	1
45	Shoe Hex Bolts	Stainless Steel	8
46	Shoe/Retainer Ring S/A	Ductile Iron/Brass Alloy C87850	1
47	Shoe Hex Nuts	Stainless Steel	8
48	Drain Hole Bushing	Bronze	2
49	S-Hook (not shown)	Zinc Plated Steel	1
50	Chain (not shown)	Zinc Plated Steel	3



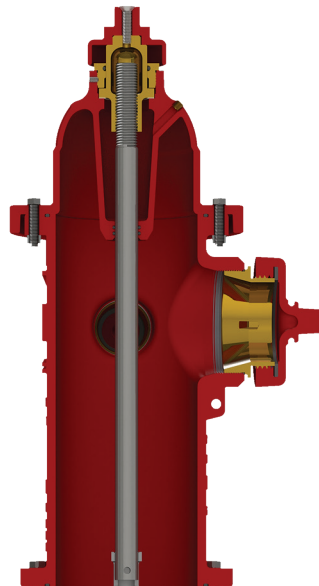
# ENGINEERING FEATURES



The 129S hydrant meets the definition of low lead based on the Safe Drinking Water Act.



## PRODUCT DATA



\*Nozzle height ground line

## ACCESSORIES

**SEAT REMOVAL WRENCH** — A light-weight universal combination tool is used to remove the main valve components. The bronze alloy seat ring unthreads from the drain ring by engaging the wrench at the bottom of the break coupling.

**HOLD DOWN NUT WRENCH** — The wrench fits the hold down nut for easy removal.

**LUBRICATION** — The hydrant features a dual lubrication system. Simply add grease by removing the lubrication bolt or fill with oil through the oil filler plug.

**EXTENSION KIT** — Contains everything required to extend the stem and barrel. Available in 6" increments.

**SAFETY FLANGE REPAIR KIT** — Includes safety flanges, stem coupling, pins and clips, flange O-rings, all bolts, nuts, and hardware to repair a hydrant damaged by a traffic accident.

**MAIN VALVE SEAT REPAIR KIT** — Contains drain valve facings, SS rivets, main valve seat, lock washer, and all required O-rings.

## RECOMMENDED SPECIFICATIONS

1. Fire hydrant shall be manufactured in accordance with AWWA standard C502, utilizing dry barrel dry top design.
2. Fire hydrant shall be rated at 250 PSI working pressure and tested to 500 PSI hydrostatic pressure.
3. Fire hydrant shall be of dual lubrication design featuring a lubrication bolt in the weather shield for grease and a filler plug located in the side of the bonnet for oil.
4. Fire hydrant shall feature O-ring seals at the bonnet, break line, and elbow.
5. The hydrant rod system shall be comprised of cold-drawn stainless steel upper/lower rods with a precision-investment cast stainless steel coupling that is held in place by stainless steel pins/clips.
6. The nozzle section and one piece bonnet shall be comprised of cast iron coated in durable polyester powder coat.
7. Nozzles shall be threaded and screwed into the nozzle section and mechanically secured with a set screw.
8. Break flanges shall be made of cast iron and allow 360 degrees of rotation.
9. The stand pipe and elbow shall be comprised of ductile iron utilizing stainless steel bolts/nuts below ground level.
10. The upper drain valve shall consist of bronze alloy and contain rubber facings secured in place by stainless steel rivets.
11. The seat ring shall be comprised of bronze alloy and utilize a double O-ring seal.
12. Fire hydrant shall be manufactured with a one piece bottom plate that limits travel in the elbow of the hydrant and is secured in place by a lock washer on the lower stem threading.
13. Fire hydrant shall be the M&H model 129S manufactured by M&H Valve Co.

# iHYDRANT REMOTE SENSORS FOR M&H 129 HYDRANTS

Track pressure and temperature changes and get alerts at a moment's notice via smart hydrant sensors deployed across your water system.

Knowing the exact moment your water grid experiences a hydraulic event or is threatened by rapid pressure or temperature fluctuations is now possible via iHydrant remote sensors for M&H hydrants. iHydrant operates on a secure IoT network to transmit data to the cloud, which is then

accessible on your utility's hosted dashboard. iHydrant allows you to monitor precise fluctuations in your water system in real time that reveal money-saving data and help you recapture non-revenue water.

## Device Features

The iHydrant unit is designed for easy installation, low maintenance and years of reliability.

*Operates on Verizon® IoT cellular network for instantaneous, long-distance data transmission.*

*Long-life battery holds charge for up to five years before replacement.*

*Full-Time Pressure/Temperature monitoring in the lower valve of your dry barrel hydrant.*

*Capture data as often as 256x per second.*

*Sensor picks up micro fluctuations in pressure and temp.*

*Available as a complete unit or retrofit for M&H 129 hydrants.*

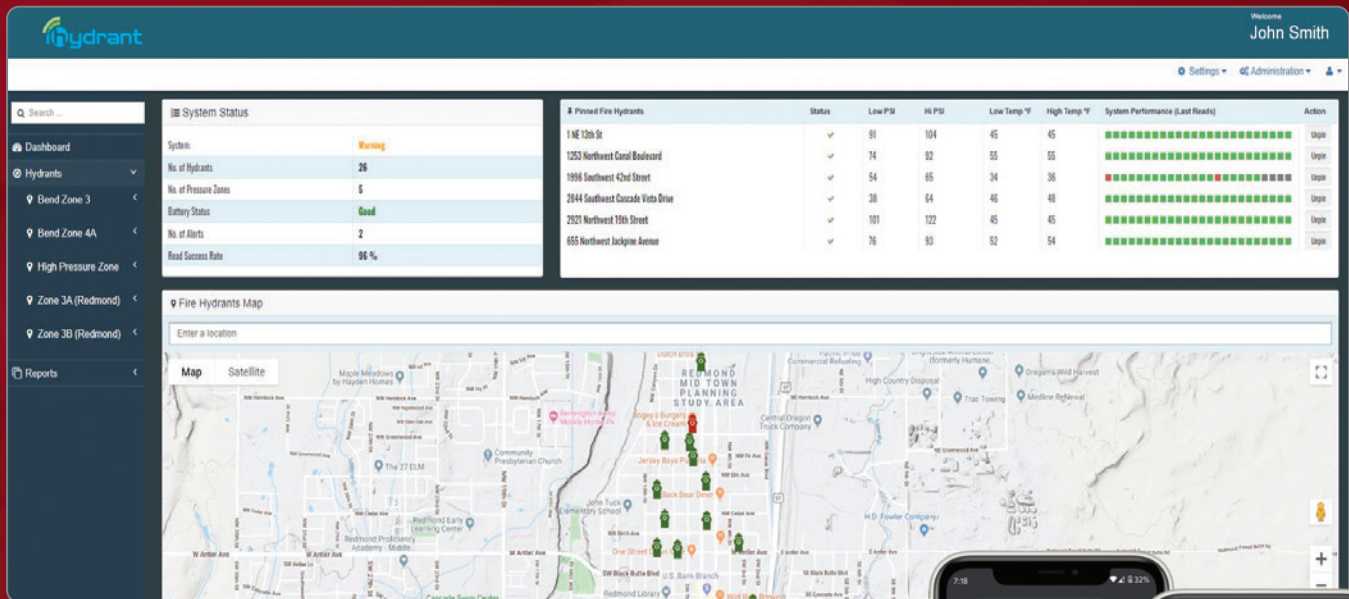


**Easily install the  
M&H 129 iHydrant  
in the field.**



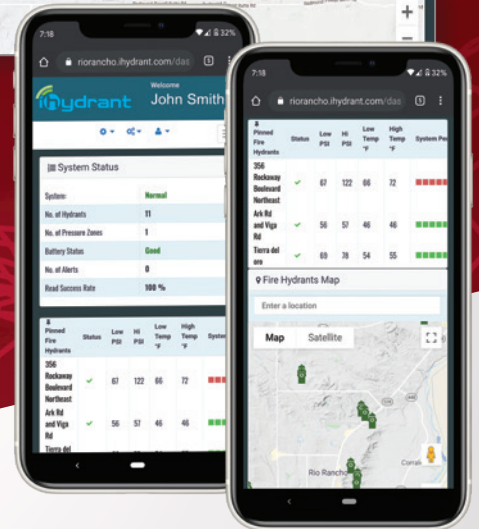
# Your iHydrant Dashboard

Your dashboard is the portal to your entire iHydrant network. From here, you can see your data in real time for all devices, specific hydrant zones or one hydrant at a time.



## iHydrant Dashboard Features:

- Hosted remotely for anytime access with no downtime risk.
- Accessible anywhere via desktop or mobile browser.
- Create custom logins for multiple users.
- Visual data collection for pressure and temperature, scalable down to the second.
- Export your data for additional manipulation or on-site storage.
- Set alerts for pre-defined events or to your own custom parameters.
- Battery life and reception monitoring and reporting let you know when to check a unit or replace a battery.



*"iHydrant has been beneficial to the utility by identifying different hydraulic events that impact normal daily operations. This has resulted in lower response times for repairs and a reduction in lost revenue due to water losses. iHydrant has also helped us to identify hydraulic conditions that are occurring in the distribution system that we were previously unaware of."*

**Josh Wedding, City of Redmond Water Utilities Manager**

Bringing your hydrants online with iHydrant means you get the ease and convenience of modern data-collection technology plus compatibility with the M&H 129 hydrant in your arsenal. Suitable for mounting on top of any M&H 129 dry barrel hydrant, iHydrant does not interfere with normal operation, allowing you to collect data without taking the hydrant out of operation, even in freezing conditions.



# 129S HYDRANT

## WHEN PLACING ORDERS OR REQUESTING QUOTES OR SUBMITTALS, PLEASE SUPPLY THE FOLLOWING INFORMATION:

- Quantity of hydrants, accessories, and maintenance kits required
- Size of main valve opening: 5 1/4"
- Size and number of hose nozzles
- Size and number of steamer nozzles
- Hose and pumper nozzle thread specifications
- Type of inlet connection
- Nozzle height to ground line
- Depth of trench or bury
- Direction of opening
- Size and shape of operating nut, weather shield and cap nuts
- Color desired
- Town or municipality



## COMMITTED TO ENVIRONMENTAL RESPONSIBILITY

M&H Valve Company is committed to protecting our natural resources through environmentally responsible manufacturing practices, including the use of 80+% recycled content in our hydrants and valves.



**MH-Valve.com**

605 West 23rd Street  
Anniston, AL 36201  
Ph 256-237-3521  
Fx 256-741-6253



**POCKET ENGINEER**  
Available for iOS + Android  
or online at [pe.mcwane.com](http://pe.mcwane.com).



V1.52417